


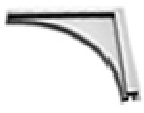


Distribution Branch: \_\_\_\_\_

Pool Builder Information		Shipping Information		Homeowner Information	
Company				Company	
Name		Company		Name	
Address		Name		Address	
City / State / Postal Code		Address		City / State / Postal Code	
Phone		City / State / Postal Code		Phone	
Email		PO Number		Email	
Shipping Information				Mechanism	
Carrier		Service		Eclipse CS3000	
System Specifications					
<b>Unit Type</b> Under-guide Deckmount Recessed Top guide	<b>Guide Space</b> FT    IN	Color <b>Navy</b> <b>Gray</b> <b>Royal Blue</b> <b>Charcoal</b> <b>Light Blue</b> <b>Brown</b> <b>Tan</b> <b>Black</b> <b>Forest Green</b> <b>Mocha</b> <b>Aqua</b>		Webbing  Colored    White    Vented	
	<b>Guide Length</b> FT    IN			Cover Leading Edge Loop    Rope	
Motor Side Left                      Right		Rollup Tube 4 Inch 5 Inch 6 Inch (Standard) 6 inch Extruded 8 Inch		Guides Topguide Underguide Bronze    Standard Recessed Horizontal Guide Slim Flush Guide	
Leading Edge Tube 1 in    2 1/2 In    3 Inch STD    4 Inch					
Lid Type No Lid Standard Aluminum Lid Flush Deck Lid with C-Cap Flush Deck Lid with Descended Flat Hinged Lid		Lid Size (Not Required for Flush Deck Lid) FT   IN    FT   IN    FT   IN 		Pool Type Vinyl Liner Vinyl Liner with Fiber Optics Gunite / Shotcrete Fiberglass	
Encapsulations None Vinyl Liner One Piece Rounded* Once Piece Inclined* One Piece Bullnose*		Coping Forms None Clip-on Rounded Reusable Cantilever Reusable Inclined		Corners* 90 Degree 6 Inch Radius 2 Foot Radius 3 Inch Chopped 	
Vinyl Liner with Fiber Optics Gunite Fiberglass Pool-in-Pool					
*Corners Required					
Polymer Housing None Include Polymer Housing Include Mounting Kit		Motor Standard Electric HD Electric Hydraulic 8CC    10CC    12CC Length of Each Hose		Comments:	